

# How to Download Audio Books

Explore this Article ■ [Using iBooks](#) ■ [Using Google Play Books on Desktop](#) ■ [Using Google Play on Android](#) ■ [Using Audible on Desktop](#) ■ [Using Audible on Android](#) ■ [Questions & Answers](#) ■ [Tips and Warnings](#)

Written by [Jack Lloyd](#)

Last Updated: May 18, 2020



This wikiHow teaches you how to download an audiobook onto your computer, smartphone, or tablet. The most popular audiobook platforms include iBooks, Google Play Books, and Audible.

Method

1

Method 1 of 5:

## Using iBooks


- 1 Open your iPhone's iBooks app.** Tap the iBooks app icon, which resembles an orange book on a white background.
- 2 Tap .** It's in the bottom-right corner of the screen.
- 3 Tap the search bar.** This option is at the top of the screen. Your iPhone's keyboard will pop up.
- 4 Search for a book.** Type in a book's name, then tap **Search** in the lower-right side of the keyboard.
- 5 Tap .** It's a tab at the top of the window.
- 6 Select an audiobook.** Tap the book that you want to download.
- 7 Purchase the audiobook.** Tap the audiobook's price, then enter your Touch ID or Apple ID password when prompted.
  - If you don't have a payment method set up in Apple Pay, you'll need to enter your payment details here.
- 8 Find the audiobook in your library.** To do so:
  - *iPhone* - Open iBooks, tap **Purchased**, tap **Audiobooks**, tap **All Audiobooks**, and look for your audiobook.
  - *Mac* - Open iBooks on your Mac, click **All Books**, and look for your audiobook.
    - You can also find your audiobook in the **Audiobooks** section of iTunes.

Method

2

Method 2 of 5:

## Using Google Play Books on Desktop

- 1 Open the Google Play Books page.** Go to <https://play.google.com/books> in your computer's web browser. This will open the Google Play Books page for your Google account if you're logged in.
  - If you aren't logged in, you'll need to enter your email address and password when prompted before you can proceed.
- 2 Click the search bar.** It's near the top of the page.
- 3 Search for an audiobook.** Type in the name of the book that you want to download, then press .

**4** Scroll down and click the **Audiobooks** heading. It's usually near the middle of the page.

**5** Select an audiobook. Click the audiobook that you want to download.

**6** Purchase the audiobook. Click the audiobook's price, then enter your payment details and/or your Google Account password. The audiobook will be added to your library.

**7** Find the audiobook in your library. To do so:

- *Desktop* - Click **My books** on the left side of the page, then click the **Audiobooks** tab at the top of the page.
- *Mobile* - Tap ☰ (iPhone only), tap **Library**, and tap the **AUDIOBOOKS** tab.

Method

3

Method 3 of 5:

### Using Google Play on Android

**1** Open the Google Play Store. Tap the Google Play Store app icon, which resembles a multicolored "Play" button on a white background.

**2** Tap ☰. It's in the top-left corner of the screen. Doing so prompts a menu to appear.

**3** Tap **Books**. This option is near the bottom of the menu.

**4** Search for a book. Tap the search bar, type in the name of the book that you want to download, and tap **Done** or **Enter** in the keyboard.

**5** Tap the **Audiobooks** heading. Doing so opens a list of audiobooks matching your search.

**6** Select an audiobook. Tap the audiobook which you want to download.

**7** Purchase the audiobook. Tap the audiobook's price, then confirm your decision and/or enter your password when prompted. The book will be added to your library.

**8** Find the audiobook in your library. Open the Google Play Books app, tap the **Library** tab at the bottom of the screen, then tap the **AUDIOBOOKS** tab at the top of the screen.

- If you don't have the Google Play Books app, you can [download it for free from the Google Play Store](#).

Method

4

Method 4 of 5:

### Using Audible on Desktop

**1** Open Audible. Go to <https://www.audible.com/> in your computer's browser. This will open your Audible account if you're logged in.

- If you aren't logged into Audible, click **Sign In** in the top-right corner of the page, then enter your Amazon email address and password.

**2** Search for a book. Click the "Search for a great book" search bar in the upper-right side of the page, then type in the name of a book and press **Enter**.

- You can also just scroll through the home page to see popular books.

**3** Select a book. Click the audiobook that you want to download. Its page will open.

- 4** Click **Buy Now**. This button is on the right side of the page.
  - If you have an Audible membership with a free credit, you can use the credit to buy the book.
- 5** Click **Confirm Purchase** when prompted. The audiobook will be added to your library.
  - If your payment details aren't specified in your Amazon account, you'll need to enter payment information before proceeding.
- 6** Download an audiobook on mobile. To do so:
  - *iPhone* - Tap **My Library** in the bottom-left corner of the Audible app's screen, then tap the "Download" icon on the book's cover.
  - *Android* - Tap ☰ in the upper-left side of the main Audible page, tap **Library**, long-press your book, and tap **Download**.

Method

5

Method 5 of 5:

## Using Audible on Android

- 1** Open Audible. Tap the Audible app, which resembles the Audible logo on an orange background. This will open your Audible main page if you're logged into your Amazon account.
  - If you aren't logged in, tap **Sign In**, enter your Amazon email address and password, and tap **Sign in**.
- 2** Tap the "Search" icon. It's in the top-right corner of the screen. A search bar will appear.
- 3** Search for a book. Tap the search bar, type in your audiobook's name, and tap **Enter** or **Search** in your Android's keyboard.
- 4** Select an audiobook. Scroll through the list of available audiobooks until you find one that you want to download, then tap it.
- 5** Scroll down and tap **Buy Now**. This option is near the bottom of the page.
  - If you have an Audible subscription, you may be able to download your audiobook for free. If so, skip the next step.
- 6** Tap **Confirm Purchase**. It's an orange button near the middle of the page. Doing so confirms the purchase and adds the audiobook to your Audible library.
  - If you don't have your payment details saved to Amazon, you will have to enter payment method details (e.g., a credit card name and number). You may also have to enter your password to confirm the purchase.
- 7** Download your audiobook from the cloud. Tap ☰ in the upper-left side of the main Audible page, tap **Library**, long-press your book, and tap **Download**. Your audiobook will download onto your Android.
  - You'll be able to listen to the book even when not connected to the Internet or cellular data.



## Community Q&A

### Question

#### Can I load audio books onto a thumb drive?

**SAEEISAE Albrecht**  
Community Answer

Yes, you can.

Helpful  Not Helpful

### Question

#### What if I can't buy the books and need them for free?

Community Answer

You can try your local library, but books cost money to produce. Unless the author has purposely put it out for free or the library has it, there's no legal way to get most things for free.

Helpful  Not Helpful

### Question

#### How do I load audio books to a flash drive?

**KATHERINE REIF**  
Community Answer

Put your flash drive into the computer. If you look in "My Computer", you should see it. Copy the files into the flash drive.

Helpful  Not Helpful



## Tips

- You can also download eBooks through iBooks and Google Play Books.
- Audible users get one free credit per month.



## Warnings

- Audiobooks purchased in Google Play Books won't show up in iBooks (and vice versa).

## About This Article

Written by:

**Jack Lloyd**

wikiHow Technology Writer

This article was co-authored by wikiHow staff writer, **Jack Lloyd**. Jack Lloyd is a Technology Writer and Editor for wikiHow. He has over two years of experience writing and editing technology-related articles. He is technology enthusiast and an English teacher. This article has been viewed 16,897 times.

Co-authors: **12**

Updated: **May 18, 2020**

Views: **16,897**

Categories: **Audiobooks**

<https://www.wikihow.com/Download-Audio-Books>

